

OWCA

2002 Annual Report



LOUISIANA WORKS™
DEPARTMENT OF LABOR

www.LAWORKS.net

CONTENTS

CONTENTS
EXECUTIVE SUMMARY
INTRODUCTION

ADMINISTRATION

- Administrative Section
- Finance and Compliance
- Fraud Claims Section
- Hearing Section
- Information Systems Section
- Legal Section
- Medical Services Section
- Records Management Section
- Second Injury Board
- Workplace Safety and Consultation Section

AN OVERVIEW OF OWCA SECTIONS' ACTIVITIES 1997-2002

- Fraud Claims Section
- Hearing Section
- Number of Disputed Claims by OWCA Districts
- Number of Mediations Held by OWCA Districts
- Number of Decisions Rendered by OWCA Districts
- Number of Settlements Approved by Appeals by OWCA Districts
- Number of Trials Held by OWCA Districts
- Number of Appeals Filed by OWCA Districts
- Medical Services Section by OWCA
- Estimated Amount of Hospital Outlier (Special Reimbursement)
- Estimated Amount of Medical Reimbursement Disputed Claims
- Records Management Section
- Second Injury Board
- Workplace Safety

STATISTICAL SUMMARY TABLE AND CHART

- Workplace Injury by Cause

SPECIAL TOPICS

- Electronic Technologies
- Emerging Workers' Compensation Issues
- Closed Workers' Compensation Claims Reported by Year of Injury 1998-2002
 - Table: Closed Workers' Compensation Claims Reported by Year of Injury

STATEWIDE DISPUTED CLAIMS DISTRICT DIRECTORY

EXECUTIVE SUMMARY

In 2002, the OWCA continued to make measurable progress toward encouraging employers to develop an effective workplace safety and health program, and increasing customer satisfaction through electronic innovation and technology.

The Workplace Safety section worked to increase its assistance to over 62,000 employees in the state with confidential workplace consultations and offered safety and program assistance to employers. The section consulted with 1,611 employers to abate hazards in the workplace and conducted 1,093 onsite visits. The unit also conducted and awarded 13 Cost Containment Program (CCP) certificates and participated with some 16 Safety and Health Achievement Recognition Program (SHARP) awards for Louisiana employers, this number is equal to last year's awards. The quarterly safety report administered by the section, which identifies employers who are experiencing above-average injuries for their industry classification, received over 7,500 hits.

In 2002, the Hearing section continued to effectively manage disputed workers' compensation claims and assist parties in resolving their disputes. The section received 7,056 disputed claims in 2002, an increase of 337 disputed claims from 2001. Through efforts of the section, 1,317 trials were held in 2002, compared to 1,679 in 2001, which represents a 22 percent decrease. Three hundred forty-nine settlements were also approved in 2002. All written decisions were completed within 30 days of trial.

The Medical Services section continued to process disputed medical claims in less than 30 days from date of receipt. In 2002 the average time to schedule an independent medical exams (IME) was 2.7 days. In 2002, the section processed claims involving over \$155,000 in medical reimbursement, and \$5.3 million in special reimbursement for hospital outlier cases.

The Records Management section responded to more than 5,808 requests for public information, with a response time of three days. Of 56,013 documents received, the workers' compensation reporting forms made up 58 percent of them in 2002. The number of electronic 1007 forms filed showed an increase of only 8 percent from the previous year. In mid-2002, the section implemented an electronic imaging system to be its standard means of improving workflow and providing automated record keeping. During 2002, the section imaged 26,500 documents. In addition, the section still provides for the storage and retrieval of all OWCA records upon request.

The Finance and Compliance section received and approved applications for self-insured status, examined statutory compliance regarding workers' compensation coverage, and conducted onsite audits. In 2002 within the state, 578 companies were approved to be self-insured. Some 580 insurance companies were authorized to sell workers' compensation insurance.

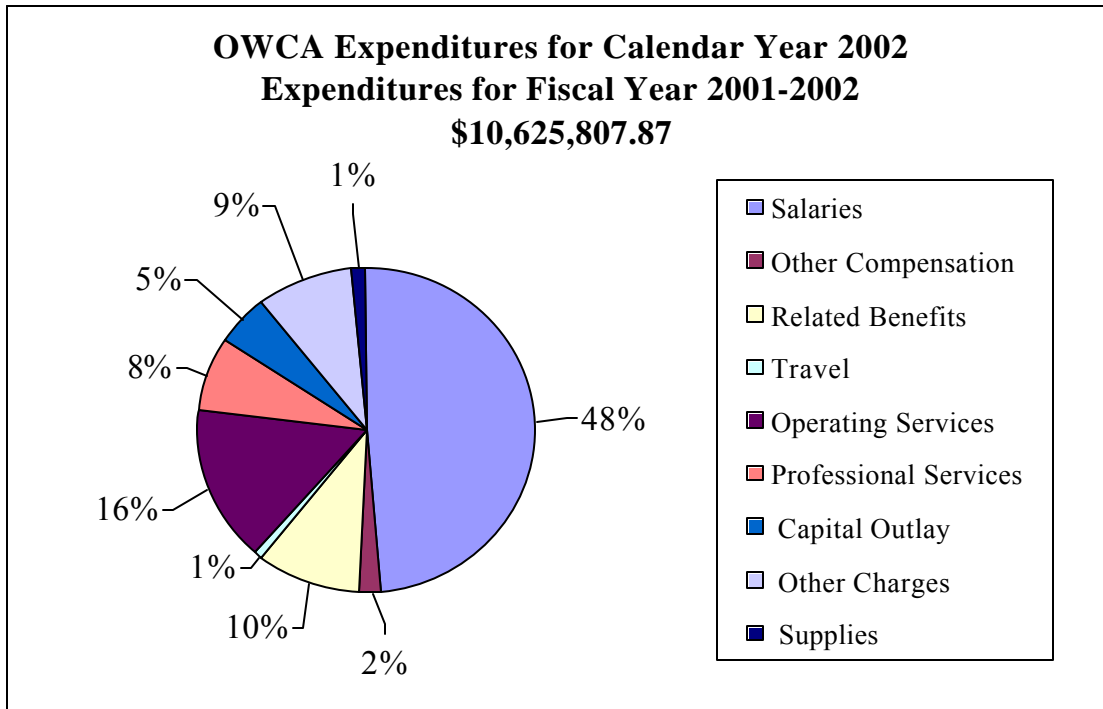
On April 15, 2003, the Executive Summary will be updated on the website with additional accomplishments made by the OWCA in 2002. It also will include the OWCA's expectations for 2003.

INTRODUCTION

The Louisiana Office of Workers' Compensation Administration (OWCA) was created in 1983 in order to administer the Louisiana Workers' Compensation Act. The office exercises its authority under Chapter 10 of Title 23 of the Louisiana Revised Statutes.

The Office of Workers' Compensation Administration Budgeted Expenditures – 2002

The assessment rate for fiscal year 2001–2002 grew four percent over the previous fiscal year. The increases in expenditures are contributed to the office maintaining Administrative Service levels in most areas and making significant improvements in technology.



ADMINISTRATION

The OWCA offers numerous services to the employees and employers of Louisiana. Currently, the office's sections are Administrative, Finance and Compliance, Fraud, Hearing, Information Systems, Legal, Medical Services, Records Management, Second Injury Board, and Workplace Safety.

ADMINISTRATIVE SECTION

Dan Boudreaux, Assistant Secretary/Director

The OWCA is headed by an Assistant Secretary of Labor, who is also Director of the office. The Director is appointed by and serves at the pleasure of the Governor.

The telephone number for the Administrative Section is (225) 342-7561. The FAX number is (225) 342-5665. The email address for the director is dboudreaux@ldol.state.la.us.

FINANCE AND COMPLIANCE SECTION

Vacant

The section's function is to evaluate and approve or disapprove individual entities desiring to self-insure for their workers' compensation exposure and to make sure all companies that fall within the guidelines of the workers' compensation law have proper workers' compensation insurance coverage for their employees.

The telephone numbers for the Finance and Compliance Section are (800) 201-3448 or (225) 342-5658. The FAX number is (225) 342-7578. The email address for its supervisor is ppecue@ldol.state.la.us.

FRAUD CLAIMS SECTION

Sharon Theriot, Manager

The mission of the Fraud Section is to detect and deter workers' compensation fraud and to educate the public about the penalties for workers' compensation fraud.

Exposure and prosecution of fraud may initially bring more workers' compensation fraud to the attention of the OWCA and the public and should ultimately result in a reduction of fraudulent claims. In an effort to combat workers' compensation fraud, the section encourages the posting of its fraud poster throughout the state to promote the use of its nationwide toll-free fraud hotline, (800) 201-3362.

The telephone number for the Fraud Section is (225) 342-7838. The FAX number is (225) 342-1880. The email address for its manager is stheriot@ldol.state.la.us.

HEARING SECTION

Sheral Kellar, Manager

The Hearing Section hears and resolves disputed workers' compensation claims. Under the hearing system, a claim for benefits or a controversion of benefits, is made by filing a disputed claim for compensation form, commonly titled form 1008. There are currently ten district offices statewide, Alexandria, Baton Rouge, Covington, Harvey, Houma, Lafayette, Lake Charles, Monroe, New Orleans, and Shreveport.

The telephone numbers for the main office of the Hearing Section are (800) 201-2499 or (225) 342-7970. The FAX number is (225) 342-4790. The email address for its manager is skellar@ldol.state.la.us.

INFORMATION SYSTEMS SECTION

Larry White, Manager

The Information Systems Section is a support section for the OWCA. The primary function of this unit is to support the PC's on a statewide network. The network utilizes Windows NT software and consists of 170 PCs. The introduction of imaging technology throughout the OWCA will be completed in 2003.

The telephone numbers for the Information Systems Section are (800) 201-2498 or (225) 342-7574. The FAX number is (225) 342-7562. The email address for its manager is lwhite@ldol.state.la.us.

LEGAL SECTION

The Legal Section serves in an advisory capacity to the director and the office staff in legal matters falling under the jurisdiction of the OWCA. It also represents the OWCA in all matters in which the Director or the office are named. It also represents the State of Louisiana in defending constitutional challenges to the workers' compensation statutes and procedures.

The telephone numbers for the Legal Section are (800) 201-3405 or (225) 342-7557. The FAX number is (225) 342-7593.

MEDICAL SERVICES SECTION

Judy Albarado, Manager

The Medical Services Section of the OWCA was established to enforce reimbursement schedules, to audit specific medical records and to schedule independent medical examinations.

All disputes presented to the section are informally resolved by issuance of a recommendation by the Director of the OWCA. Any party disagreeing with the recommendation may initiate a dispute with the appropriate district office of the OWCA.

The telephone numbers for the Medical Services Section are (800) 201-2494 or (225) 342-7559. The FAX number is (225) 342-9836. The email address for its manager is jalbarado@ldol.state.la.us.

RECORDS MANAGEMENT SECTION

Brenda D. Williams, Manager

The Records Management Section is a support section for the OWCA. The section publishes the OWCA Annual Report, which highlights accomplishments of the OWCA in a given year and offers statistical information concerning workplace injuries and illnesses. It provides OWCA reporting forms, as well as instructions for their completion, by means of electronic filing on the LDOL website (www.LAWORKS.net). The section responds to individual research requests from internal and external customers. It also serves as a repository for all workers' compensation records and handles the microfilming of records. In addition, the section provides copies of those records that are considered public records, whether on microfilm, electronically imaged, or paper.

The telephone numbers for the Records Management Section are (800) 201-3457 or (225) 342-5662. The FAX numbers are (225) 342-7582 and (225) 342-3539. The email address is bwilliams@ldol.state.la.us.

SECOND INJURY BOARD

Joe San Marco, Manager

The Second Injury Board (SIB) administers the Second Injury Fund, an employer/insurer funded program whose purpose is to encourage the employment of physically handicapped individuals with a pre-existing permanent partial disability that is a hindrance or obstacle to obtaining employment. The SIB promotes the hiring of these individuals by protecting employers/insurers from excess liability for workers' compensation. The SIB reimburses employers/insurers for the medical and compensation costs paid to employees who have met the statutory qualification. The SIB provides an economic incentive to employers to hire or rehire individuals with pre-existing disabilities. The SIB makes online claim status available to employers and insurers. In addition, the SIB makes electronic fund transfer (EFT) options available to employers.

The telephone numbers for the Second Injury Board Section are (800) 201-2493 or (225) 342-7866. The FAX number is (225) 219-5968. The email address is jsanmarco@ldol.state.la.us.

WORKPLACE SAFETY SECTION

Willis E. Callihan, Director

Sonny Mills, Manager

Terry Denet, Manager

The Workplace Safety and Consultation section provides voluntary and confidential workplace inspections, training and program assistance to employers in the state. The section administers the Cost Containment Program, which offers eligible employers the opportunity to lower their workers' compensation insurance premiums. The section is responsible for distribution and

processing of its form to identify employers who are experiencing above-average injuries for their industry classification. The report is due one month from the quarter reported. In addition, the section provides on-site facility inspections to identify hazards and assess program elements to ensure compliance with workplace safety provisions.

The telephone numbers for the Workplace Safety and Consultation Section are (800) 201-2495 or (225) 342-9601. The FAX number is (225) 342-5158. The email address is wcallihan@ldol.state.la.us.

OWCA's SECTIONS' ACTIVITY, 1997-2002

The following tables give details of the activities of the OWCA sections for the years 1997-2002:

Section 1	Hearing Section Number of Disputed Claims Received by OWCA Districts, 1997-2002 Number of Mediations Held by OWCA Districts, 1997-2002 Number of Decisions Rendered by OWCA Districts, 1997-2002 Number of Settlements Approved by Appeals by OWCA Districts, 1997-2002 Number of Trials Held by OWCA Districts, 1997-2002 Number of Appeals Filed, 1997-2002
Section 2	Medical Services Section Estimated Amount for Hospital Outlier (Special Reimbursement), 1997-2002 Estimated Amount for Medical Reimbursement Disputed Claims, 1997-2002
Section 3	Records Management Section, 1997-2002
Section 4	Second Injury Board Section, 1997-2002
Section 5	Workers' Compensation Fraud Claims Section, 1997-2002
Section 6	Workplace Safety, 1997-2002

AN OVERVIEW OF OWCA SECTIONS' ACTIVITIES, 1997-2002

HEARING (Section # 1)										
Year	Disputed Claims Filed	Mediation Sessions Held	Claims Resolved at Mediation or Prior	Trials Held	Formal Decisions	Appeals Filed	Settlements Approved			
1997	6,348	4,913	1,784	1,276	1,238	399	2,020			
1998	6,340	4,710	1,671	1,362	932	436	4,518			
1999	7,097	5,178	1,618	1,334	1,246	356	4,401			
2000	7,103	4,861	1,143	1,066	761	194	3,652			
2001	6,719	5,919	1,055	1,679	1,231	289	4,997			
2002	7,056	4,554	1,800	1,317	1,007	226	3,849			
Number of Disputed Claims Received by OWCA Offices										
Year	1W Shreveport	1E Monroe	2 Alexandria	3 Lake Charles	4 Lafayette	5 Baton Rouge	6 Covington	7 Harvey	8 New Orleans	9 Houma
1997	605	436	717	682	487	591	591	758	747	505
1998	570	463	837	679	507	579	579	773	705	634
1999	507	466	728	1,284	548	911	660	737	794	462
2000	510	464	734	1,280	553	896	664	741	798	463
2001	601	363	624	563	738	754	723	930	989	434
2002	585	415	649	590	724	959	743	959	956	476
Number of Mediations Held by OWCA Offices										
Year	1W Shreveport	1E Monroe	2 Alexandria	3 Lake Charles	4 Lafayette	5 Baton Rouge	6 Covington	7 Harvey	8 New Orleans	9 Houma
1997	452	405	549	441	408	614	540	537	587	380
1998	433	378	492	404	456	601	435	491	659	361
1999	456	398	473	670	422	667	522	609	588	373
2000	325	227	521	848	554	530	486	479	531	358
2001	377	488	636	801	592	645	646	685	695	354
2002	328	305	505	517	520	503	501	454	499	422
Number of Decisions Rendered by OWCA Offices										
Year	1W Shreveport	1E Monroe	2 Alexandria	3 Lake Charles	4 Lafayette	5 Baton Rouge	6 Covington	7 Harvey	8 New Orleans	9 Houma
1997	155	88	75	138	86	78	132	203	150	112
1998	102	10	121	170	122	66	171	233	127	146
1999	66	119	74	120	128	85	163	258	140	93
2000	19	63	73	72	121	38	99	144	97	37
2001	54	146	124	117	196	111	123	143	124	93
2002	12	82	126	69	154	119	97	125	122	101
Number of Settlements Approved by OWCA Offices										
Year	1W Shreveport	1E Monroe	2 Alexandria	3 Lake Charles	4 Lafayette	5 Baton Rouge	6 Covington	7 Harvey	8 New Orleans	9 Houma
1997	202	180	205	126	266	387	170	247	166	97
1998	190	174	182	123	261	398	157	223	81	114
1999	432	302	489	379	533	499	412	524	529	302
2000	376	176	390	297	535	404	349	424	476	225
2001	568	445	543	374	641	487	454	587	580	318
2002	400	310	381	419	505	311	365	496	422	240
Number of Trials Held by OWCA Offices										
Year	1W Shreveport	1E Monroe	2 Alexandria	3 Lake Charles	4 Lafayette	5 Baton Rouge	6 Covington	7 Harvey	8 New Orleans	9 Houma
1997	148	88	97	97	131	54	195	223	129	117
1998	113	110	106	112	184	77	165	238	131	126
1999	82	123	87	125	133	88	194	258	120	124
2000	123	202	203	210	289	156	368	431	226	218
2001	99	162	159	174	240	151	172	215	128	179
2002	55	97	144	89	193	134	143	180	147	135
Number of Appeals Filed by OWCA Offices										
Year	1W Shreveport	1E Monroe	2 Alexandria	3 Lake Charles	4 Lafayette	5 Baton Rouge	6 Covington	7 Harvey	8 New Orleans	9 Houma
1997	35	35	56	37	38	21	50	48	47	32
1998	28	24	53	28	46	40	47	44	92	28
1999	23	27	43	27	32	45	43	47	36	33
2000	45	46	88	49	67	69	78	78	70	58
2001	17	13	41	26	31	34	47	32	9	39
2002	33	10	28	18	23	23	27	16	32	17

AN OVERVIEW OF OWCA SECTIONS' ACTIVITIES, 1997-2002

MEDICAL SERVICES (Section # 2)								
Year	Medical Reimbursements		Independent		Utilization Review		Special Reimbursement Consideration Appeal Request (Outlier)	
1997	97		859		141		144	
1998	81		802		192		159	
1999	125		664		173		115	
2000	54		744		175		99	
2001	56		604		158		117	
2002	84		839		183		130	
Estimated Amounts for Hospital Outlier (Special Reimbursement)								
Year *	Hospital Outlier Cases		Billed Amounts		Recommended Reimbursements		Estimated Savings	
1999	115		\$1,140,979.34		\$413,254.20		\$838,836.14	
2000	99		\$2,445,394.70		\$602,331.15		\$1,843,063.55	
2001	117		\$4,506,901.48		\$669,234.35		\$3,772,471.12	
2002	130		\$6,109,748.11		\$771,708.09		\$5,337,381.00	
Estimated Amounts for Medical Reimbursement Disputed Claims								
Year *	Disputed Claims		Billed Amounts		Recommended Reimbursements		Estimated Savings	
1999	125		\$131,664.05		\$44,483.96		\$68,335.74	
2000	54		\$345,060.70		\$249,070.60		\$95,990.10	
2001	56		\$341,928.38		\$132,928.38		\$238,475.51	
2002	84		\$464,917.95		\$309,346.95		\$155,571.00	
RECORDS MANAGEMENT (Section # 3)								
Year	Forms Processed		Requests for Forms, Brochures & Publications			Records Requests		
1997	95,552		27,650			3,534		
1998	85,760		27,599			3,764		
1999	72,667		13,681			4,120		
2000	69,464		11,970			4,794		
2001	48,302		2,431			3,774		
2002	56,013		268			5,808		
SECOND INJURY BOARD (Section # 4)								
Year	Claims Received	Claims Closed	Decisions Rendered	Claims Pending	Ongoing Claims	Assessment Actual	**Reimbursement	Total Administrative Costs
1997	1,491	1,042	1,200	3,398	2,000	\$27,235,335	\$25,713,046	\$527,406
1998	1,337	1,601	1,689	109	2,205	\$25,842,845	\$25,544,914	\$323,059
1999	1,482	1,195	1,257	101	2,184	\$29,403,379	\$30,913,081	\$587,777
2000	1,237	935	905	3,324	2,324	\$26,492,322	\$25,508,500	\$427,970
2001	1,188	1,199	422	3,370	2,588	\$29,787,739	\$27,804,479	\$503,095
2002	1,361	1,137	1,260	3,584	2,509	\$33,170,744	\$30,566,375	\$543,165
WORKERS' COMPENSATION FRAUD CLAIMS (Section # 5)								
Year	Investigations Initiated	Investigations Completed	Referrals to Legal & Civil Penalties	Referrals for Prosecution	Arrests & Prosecutions	Referrals for U.I. Fraud	Convictions	Percent of Investigations Completed
1997	3,045	2,524	21	10	8	19	8	82%
1998	3,207	2,692	26	20	14	14	8	84%
1999	3,705	2,981	27	40	7	9	11	80%
2000	3,163	2,496	33	32	16	9	9	79%
2001	2,922	2,672	3	21	10	8	6	94%
2002	4,744	4,287	0	24	14	16	2	90%
WORKPLACE SAFETY (Section # 6)								
Year	Clients Assisted	Facility/On site Inspections	Seminars, Training & Speaking Engagements	Number of Safety & Health Hazards Identified	Number of Serious Health Hazards Identified	Consultation Inquiries	Onsite Visits Conducted	Requests Received for Services
1997	10,977	268	1	***	***	***	***	***
1998	7,826	287	9	1,692	1,571	***	136	93
1999	5,767	276	40	2,655	2,379	***	332	107
2000	8,654	200	9	1,903	1,622	710	479	267
2001	22,245	576	12	1,983	1,786	783	576	459
2002	62,584	1,093	140	1,611	1,598	2,518	1,093	612

* Data not available for Estimated Amounts for Hospital Outlier and Estimated Amounts for Medical Reimbursement Disputed Claims 1997 - 1998

** Reimbursements 1997 to 2000 are recorded on Fiscal Basis

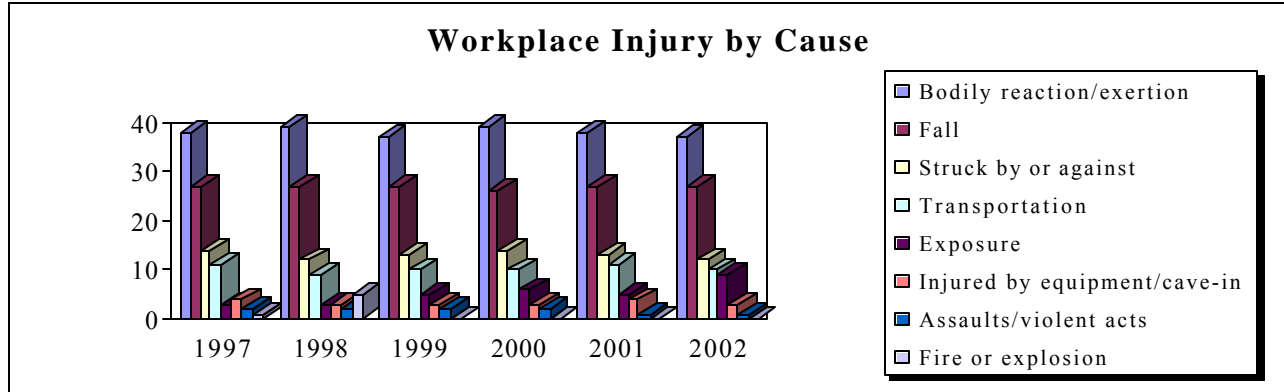
*** Data not available for Workplace Safety 1997 - 1999.

STATISTICAL SUMMARY

The OWCA conducted an analysis of 7,056 disputed claims that were closed in 1997-2002. The purpose of this analysis was to identify workplace injury by cause. The results are reported below.

Workplace Injury by Cause, 1997-2002

Cause of Injury	1997	1998	1999	2000	2001	2002
Bodily reaction/exertion	38	39	37	39	38	37
Fall	27	27	27	26	27	27
Struck by or against	14	12	13	14	13	12
Transportation	11	9	10	10	11	10
Exposure	3	3	5	6	5	9
Injured by equipment/cave-in	4	3	3	3	4	4
Assaults/violent acts	2	2	2	2	1	1
Fire or explosion	1	5	3	0	1	0



SPECIAL TOPICS

Electronic Technologies

In the past eight years, the OWCA has been devoted to technical innovation and has given its customers access to better and more accurate information. In 2002, the OWCA:

- continued to improve its specific site on the LDOL's website (www.LAWORKS.net), which enables customers to obtain more accurate information more quickly. The office updated software and continued excellent hardware maintenance.
- provided information pertaining to the OWCA Sections' activities.
- expanded its specific site to include the quarterly safety report (form 1017-A) that identifies employers who are experiencing above-average injuries for their industry classification. This form is self-calculating for the whole year.
- improved the electronic filing system for submitting OWCA reporting forms. The system has been upgraded to allow the filing of a form with an attachment. The office continues to recruit carriers, health care providers and self-insured groups to participate in the electronic filing system.
- provided mediations via teleconferencing, to alleviate the expense and inconvenience of traveling to OWCA offices when the disputed issues may be resolved without a face-to-face meeting.
- implemented an electronic imaging system to handle its large volume of documentation. This system allows many of the office users to tap into the information without waiting for documents to be returned and without physically moving the documents from location to location. The system has lowered the need for additional space and reduces storage costs.
- encouraged the use of its electronic fund transfer (EFT) options on the LDOL website, which enabled customers to have online access to the Second Injury Fund Claim status.

The OWCA hopes to implement a pilot project of video-conferencing hearings and depositions. Video-conferencing will provide greater access to the adjudication process for disputed workers' compensation claims. As with the teleconferencing already implemented, it would permit persons needing to make appearances to avoid traveling to OWCA offices by allowing them to have their testimony relayed via two-way video to Workers' Compensation Judges. Appearances may include trials, pre-trials, hearings and possibly live testimony or depositions. Convenient sites would include statewide vocational technical schools, law offices and health-care providers' facilities. In addition to reducing the need to travel, video-conferencing will also provide greater access to OWCA services for their customers.

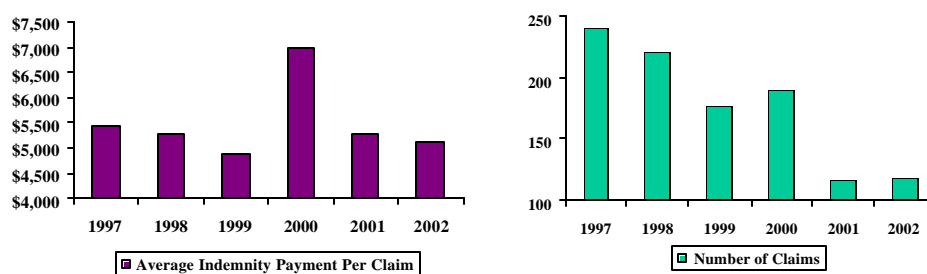
Emerging Workers' Compensation Issues

Presently, there exist two workers' compensation issues that should be considered by all participants in the Louisiana workers' compensation marketplace. The first impending issue is the workers' compensation affects on the agribusiness in Louisiana. The second, and much more long term, is the aging workforce in the state.

A review of the last five years of workers' compensation claims, as illustrated by the chart below, shows the amount of monies or costs of those workers' compensation claims has risen some 5% over five years.

(Figure 1)

Indemnity Payments by Agricultural Industry (1997-2002)



However, this increase, if sustained, will affect the some 700 agribusinesses entities in the state that must be carefully analyzed. If the “cash-flow” dilemma of the agricultural stakeholders in the state is to be resolved, some considerations of workers' compensation costs-premium must be included.

The number of workers' compensation claims that involves employees over the age of 55 years has increased. As the demographics of the state and region delineated, the workforce is not only aging at the work site. The re-entry of persons into the workforce post their intial retirement will increase that number of employees over the age of 55 years. As a health concern, previous in the age group may have more injuries or illnesses due to logngevity, risk factors, and lifestyles than the 18-25 age group. As noted in July 2002, Louisiana Retirement Development Commission meeting in 2000, retirees are 20% of the state's population but earn 33% of the income.

Equally startling, according to a 1992 report by Bureau of Labor Statistics intitled “Fatal Workplace Injuries,” older workers are also more likely to die of workrelated injuries, than their counterparts under age 55.

Although the 1992 Texas study does not correlate with this office's findings of deaths of employers over 55 (Figure 2), this only adds to the necessity of reviewing and revising older workers' effects in the workplace for workers' compensation issues.

This office will continue to monitor these matters and provide additional information on these two workers' compensation issues on its web site and in its 2003 Annual Report.

(Figure 2)

Workplace Fatality Reported Claims, 1995 – 2002

Year	Number of Fatalities	Percentage of Change from Prior Year
1995	111	
1996	100	10%
1997	112	-12%
1998	107	-4%
1999	87	-19%
2000	99	14
2001	70	-29%
2002	53	-24%

Note: Data for workers' compensation claims in figure 1 were derived from the form LDOL-WC-1003.

Data for workers' compensation claims in figure 2 were derived from the form LDOL-WC-1007.

Closed Workers' Compensation Claims Reported by Year of Injury, 1998-2002

This portion of the annual report previews one of the research projects conducted by the OWCA in 2001 at the request of a customer. The project has been updated to include accidents filed in 2002, by the year of occurrence.

The table below shows the majority of workers' compensation costs in a given year are impacted by prior year claims.

The statistics were sorted by the year that the injury occurred, the number of claims filed, total indemnity benefits paid, total medical expenses paid, and total lump sum settlements paid. Both disputed and undisputed closed claims were included in this project.

CLOSED WORKERS' COMPENSATION CLAIMS REPORTED BY YEAR OF INJURY, 1998-2002

Closed Workers' Compensation Claims Reported in 1998 by Year of Injury 1996-1998						
Year of Injury	Number of Indemnity Claims	Total Indemnity Costs	Number of Medical Claims	Total Medical Expenses	Number of Lump Sum Settlements	Total Lump Sum Settlements
1996	962	\$11,452,651	1,931	\$20,548,109	345	\$6,488,977
1997	3,191	\$14,243,400	4,972	\$26,761,900	352	\$4,736,753
1998	4,659	\$7,767,493	5,483	\$14,866,140	71	\$882,471
Closed Workers' Compensation Claims Reported in 1999 by Year of Injury 1996-1999						
Year of Injury	Number of Indemnity Claims	Total Indemnity Costs	Number of Medical Claims	Total Medical Expenses	Number of Lump Sum Settlements	Total Lump Sum Settlements
1996	421	\$8,988,901	944	\$13,054,861	168	\$5,257,845
1997	810	\$12,038,165	1,804	\$20,060,373	330	\$6,832,381
1998	2,774	\$11,893,855	5,033	\$26,738,494	374	\$3,875,069
1999	4,280	\$6,500,472	5,376	\$13,811,199	95	\$871,504
Closed Workers' Compensation Claims Reported in 2000 by Year of Injury 1996-2000						
Year of Injury	Number of Indemnity Claims	Total Indemnity Costs	Number of Medical Claims	Total Medical Expenses	Number of Lump Sum Settlements	Total Lump Sum Settlements
1996	231	\$7,946,485	513	\$11,186,128	142	\$10,047,930
1997	384	\$9,564,111	809	\$13,962,252	222	\$8,162,073
1998	740	\$10,615,163	1,508	\$17,476,097	410	\$11,369,447
1999	2,624	\$11,721,437	3,976	\$22,909,078	442	\$5,953,664
2000	3,670	\$5,655,006	3,336	\$8,422,455	82	\$644,022
Closed Workers' Compensation Claims Reported in 2001 by Year of Injury 1996-2001						
Year of Injury	Number of Indemnity Claims	Total Indemnity Costs	Number of Medical Claims	Total Medical Expenses	Number of Lump Sum Settlements	Total Lump Sum Settlements
1996	144	\$4,564,580	283	\$5,820,153	62	\$3,362,227
1997	183	\$4,963,000	378	\$7,400,767	82	\$7,309,491
1998	291	\$5,954,519	553	\$10,779,912	126	\$4,260,563
1999	649	\$8,396,086	1,194	\$16,247,907	271	\$6,415,872
2000	2,159	\$9,163,335	3,141	\$18,404,960	258	\$3,534,935
2001	2,041	\$3,559,040	1,994	\$5,831,700	60	\$379,427
Closed Workers' Compensation Claims Reported in 2002 by Year of Injury 1996-2002						
Year of Injury	Number of Indemnity Claims	Total Indemnity Costs	Number of Medical Claims	Total Medical Expenses	Number of Lump Sum Settlements	Total Lump Sum Settlements
1996	62	\$2,364,038	104	\$2,694,655	62	\$996,143
1997	94	\$3,401,833	157	\$4,520,479	42	\$1,795,872
1998	112	\$3,290,004	194	\$3,784,161	43	\$2,457,280
1999	229	\$4,777,876	355	\$7,335,747	79	\$2,682,027
2000	2,212	\$3,508,938	1,844	\$4,779,469	25	\$145,908
2001	1,779	\$8,979,979	2,185	\$16,745,072	113	\$1,745,251
2002	428	\$5,778,128	666	\$8,994,923	113	\$2,845,774

STATEWIDE DISTRICT DIRECTORY

Baton Rouge Administrative Office

CHIEF JUDGE SHERAL KELLAR
OFFICE OF WORKERS' COMPENSATION
P.O. Box 94040
1001 North 23rd Street
Baton Rouge, Louisiana 70804-9040
TELEPHONE: (225) 342-7970
TELEPHONE: (800) 201-2499
FAX: (225) 342-4790

District 1W

OFFICE OF WORKERS' COMPENSATION
DISPUTE RESOLUTION SPECIALIST: Cherry Petho
9234 Linwood
Shreveport, Louisiana 71106
TELEPHONE: (318) 676-5331
TELEPHONE: (800) 209-7173
FAX: (318) 676-5332

District 1E

OFFICE OF WORKERS' COMPENSATION
DISPUTE RESOLUTION SPECIALIST: Camelia Antie
1908 Stubbs
Monroe, Louisiana 71201
TELEPHONE: (318) 362-3078
TELEPHONE: (800) 209-7321
FAX: (318) 362-3083

District 2

OFFICE OF WORKERS' COMPENSATION
DISPUTE RESOLUTION SPECIALIST: Jeanette Dodge
3727 Government Street, Suite 114
Alexandria, Louisiana 71302
TELEPHONE: (318) 487-5966
TELEPHONE: (800) 209-7329
FAX: (318) 487-5967

District 3

OFFICE OF WORKERS' COMPENSATION
DISPUTE RESOLUTION SPECIALIST: Penny Leonard
4250 Fifth Avenue, Suite 3
Lake Charles, Louisiana 70607
TELEPHONE: (337) 475-4882
TELEPHONE: (888) 768-8745
FAX: (337) 475-4884

District 4

OFFICE OF WORKERS' COMPENSATION
DISPUTE RESOLUTION SPECIALIST: Norene Fusilier
556 Jefferson St., First Floor
Lafayette, Louisiana 70501-6947
TELEPHONE: (337) 262-1057
TELEPHONE: (800) 209-7174
FAX: (337) 262-1106

District 5

OFFICE OF WORKERS' COMPENSATION
DISPUTE RESOLUTION SPECIALIST: Martha Mayhall
224 Florida Blvd., Suite 100
Baton Rouge, Louisiana 70801
TELEPHONE: (225) 219-4378
TELEPHONE: (800) 209-7175
FAX: (225) 219-4377

District 6

OFFICE OF WORKER'S COMPENSATION
DISPUTE RESOLUTION SPECIALIST: Mikal Pippins
19374 North Third Street
Covington, Louisiana 70433-8813
TELEPHONE: (985) 871-1258
TELEPHONE: (888) 575-6149
FAX: (985) 871-1264

District 7

OFFICE OF WORKERS' COMPENSATION
DISPUTE RESOLUTION SPECIALIST: Ken Dupre
2150 Westbank Expressway, Suite 403
Harvey, Louisiana 70058-4902
TELEPHONE: (504) 361-6831
TELEPHONE: (800) 209-7162
FAX: (504) 361-6843

District 8

OFFICE OF WORKERS' COMPENSATION
DISPUTE RESOLUTION SPECIALIST: Christine Melford
Amoco Building
1340 Poydras Street, Suite 1450
New Orleans, Louisiana 70112-2001
TELEPHONE: (504) 568-6952
TELEPHONE: (800) 209-7232
FAX: (504) 568-8706

District 9

OFFICE OF WORKERS' COMPENSATION
DISPUTE RESOLUTION SPECIALIST: Al Boudreaux
8026 Main Street, Suite 404
Houma, Louisiana 70360-3407
TELEPHONE: (985) 857-3775
TELEPHONE: (800) 262-1497
FAX: (985) 857-3781