

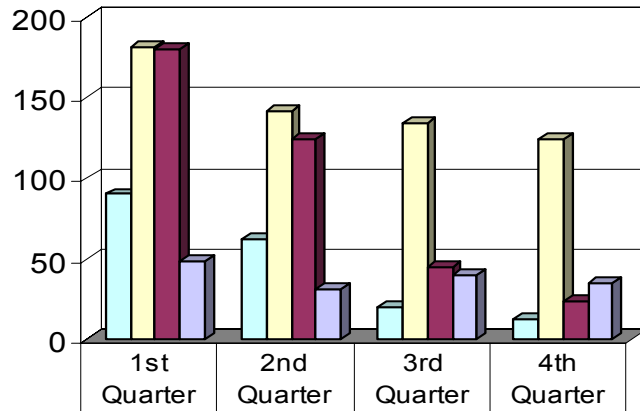
AN OVERVIEW OF OWCA SECTION'S ACTIVITY-2005

The OWCA's fourth quarter activity report for 2005 is now available for customers to access.

1. Consultation Unit Report
2. Safety and Health Unit Report
3. Medical Services Unit Report
4. Disputed Medical Reimbursements Report
5. Hospital Outlier Special Reimbursement Report
6. Fraud Claims Unit Report
7. Hearing Unit Report
8. Second Injury Fund Unit Report

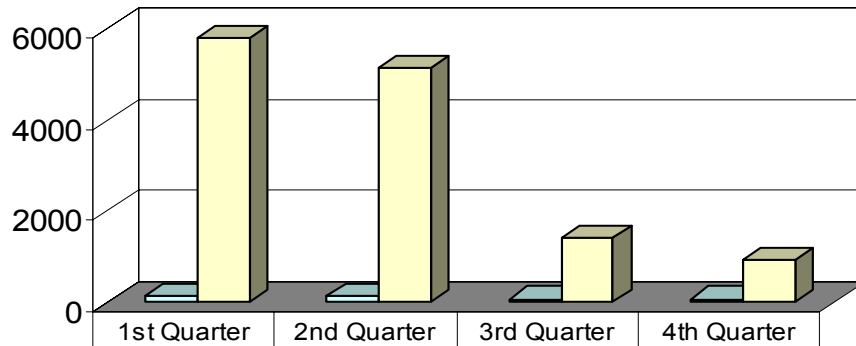
If you have questions about the information contained in this report, please contact ldupuy@ldol.state.la.us.

Consultation Unit Report-2005



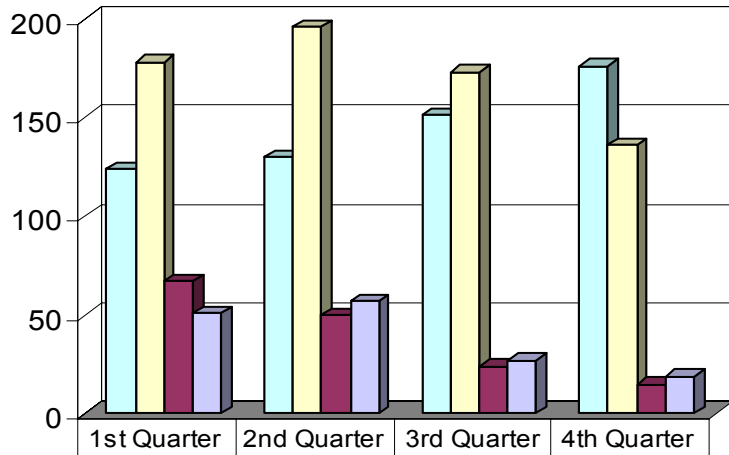
	1st Quarter	2nd Quarter	3rd Quarter	4th Quarter
Requests received for services	90	62	20	12
Onsite visits conducted	181	142	134	124
Consultation inquiries	180	124	45	24
Average number of days from initial visit to case closed	48	31	40	35

Safety and Health Unit Report-2005



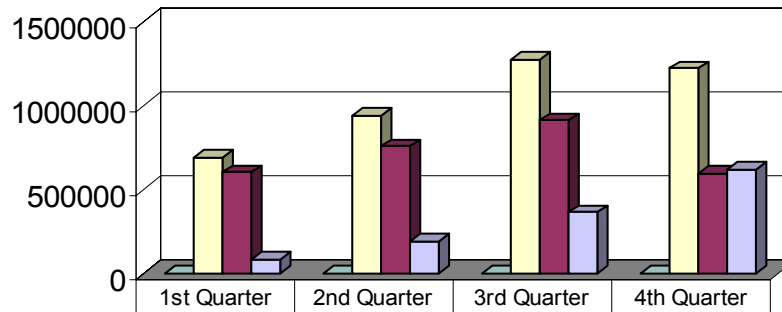
	1st Quarter	2nd Quarter	3rd Quarter	4th Quarter
Facility onsite inspections	143	148	78	79
Clients assisted	5,813	5,160	1,410	928

Medical Services Unit Report-2005



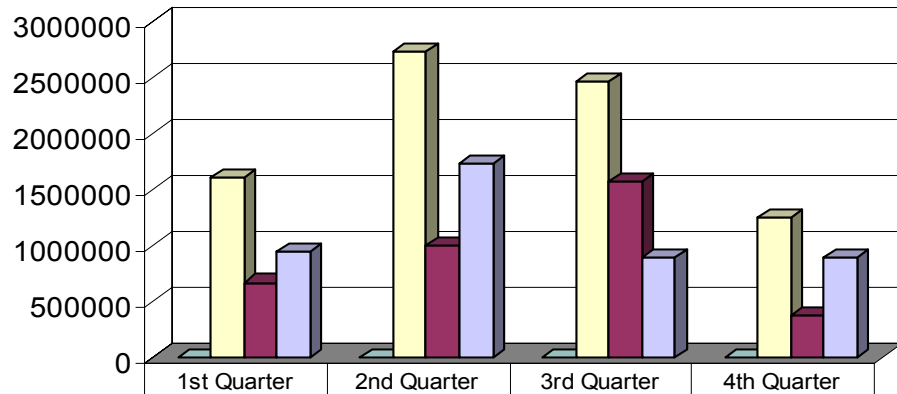
Disputed medical reimbursement	124	130	151	176
Independent medical examinations (IME)	178	196	173	136
Utilization review requests	67	50	24	15
Special reimbursement consideration appeal request (outlier)	51	57	27	19

Disputed Medical Reimbursements Report-2005



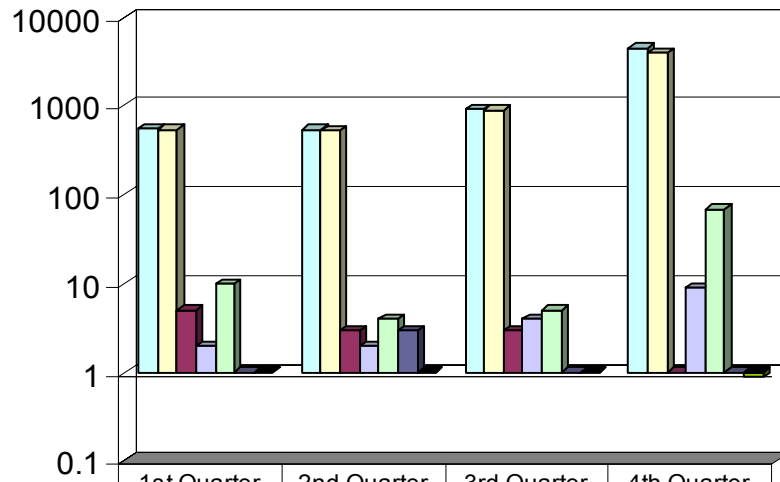
Number of disputed claims	124	130	151	176
Billed amounts	\$692,553.00	\$943,822.33	\$1,273,662.22	\$1,218,691.18
Recommended reimbursements	\$603,150.00	\$754,045.00	\$912,478.67	\$597,726.00
Estimated savings	\$80,449.00	\$189,777.33	\$361,183.55	\$620,965.18

Hospital Outlier (Special Reimbursement) Report-2005



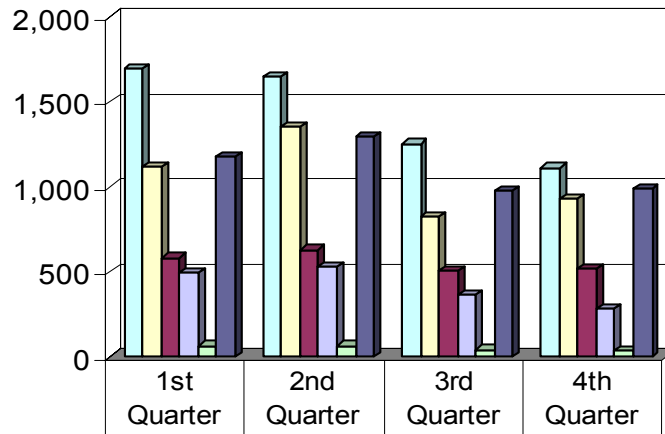
Number of disputed claims	51	57	27	19
Billed amounts	\$1,615,243.00	\$2,731,918.88	\$2,460,387.50	\$1,250,483.06
Recommended reimbursements	\$669,071.00	\$1,000,903.15	\$1,573,400.00	\$366,211.00
Estimated savings	\$946,172.00	\$1,731,015.73	\$886,987.51	\$884,272.06

Fraud Claims Unit Report-2005



Investigations initiated	550	543	910	4,441
Investigations completed	537	528	890	3,969
Referrals for prosecution	5	3	3	1
Arrests/prosecutions	2	2	4	9
Referrals for U. I. Fraud	10	4	5	69
Conviction	1	3	0	1
% of investigations completed within 30 days	98%	97%	98%	89%

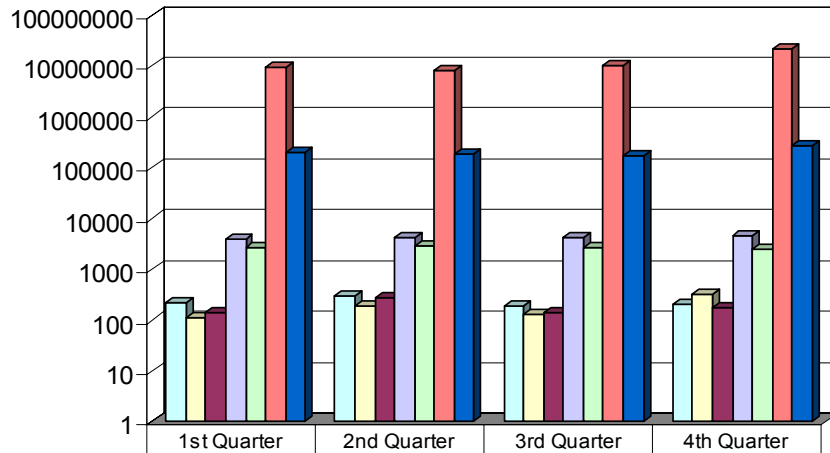
Hearing Unit Report-2005



	1st Quarter	2nd Quarter	3rd Quarter	4th Quarter
Disputed claims filed	1,698	1,647	1,255	1,112
Mediations held	1,121	1,358	820	930
Disputes resolved before pre-trial	582	627	507	519
Trials held	495	526	366	277
Appeals filed	61	62	39	31
Approved settlements	1,180	1,293	972	989

Appeals filed 1st quarter has been amended.

Second Injury Fund Unit Report-2005



	1st Quarter	2nd Quarter	3rd Quarter	4th Quarter
Claims received	221	305	191	197
Claims closed	114	182	132	315
Decisions rendered	142	285	140	169
Claims pending	3,971	4,094	4,124	4,535
Claims with ongoing reimbursements	2,716	2,825	2,700	2,440
Total amount reimbursed to carriers and self-insurers	\$9,314,871	\$8,099,744	\$10,136,184	\$20,872,700
Total administrative costs	\$193,670	\$184,136	\$164,581	\$261,181

Total amount reimbursed to carriers and self-insurers for the 2nd and 3rd quarters have been amended.

Total administrative costs for the 2nd and 3rd quarters have been amended.

Claims pending and Claims with ongoing reimbursements for the 4th quarter are estimated.