

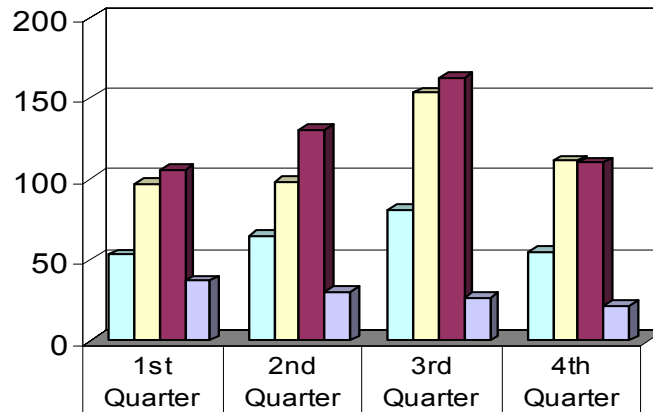
AN OVERVIEW OF OWCA SECTION'S ACTIVITY-2006

The OWCA's fourth quarter activity report for 2006 is now available for customers to access.

1. Consultation Unit Report
2. Safety and Health Unit Report
3. Medical Services Unit Report
4. Disputed Medical Reimbursements Report
5. Hospital Outlier Special Reimbursement Report
6. Fraud Claims Unit Report
7. Hearing Unit Report
8. Second Injury Fund Unit Report

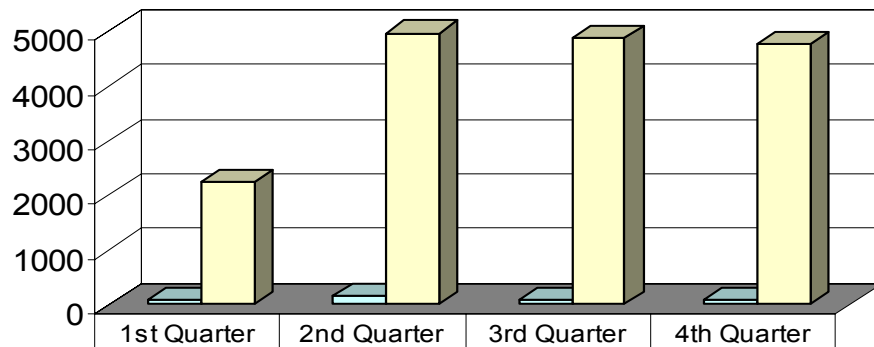
If you have questions about the information contained in this report, please contact ldupuy@dol.state.la.us.

Consultation Unit Report-2006



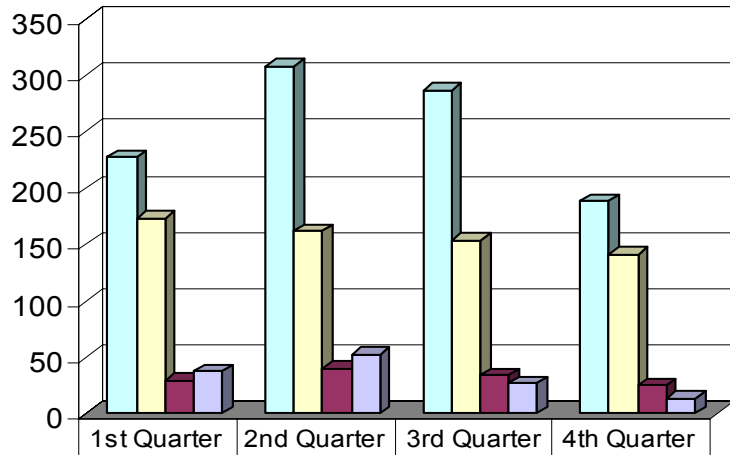
	1st Quarter	2nd Quarter	3rd Quarter	4th Quarter
Requests received for services	53	65	81	55
Onsite visits conducted	97	98	153	111
Consultation inquiries	106	130	162	110
Average number of days from initial visit to case closed	37	30	27	22

Safety and Health Unit Report-2006



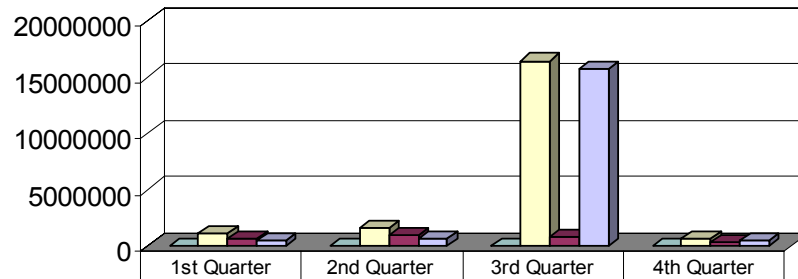
	1st Quarter	2nd Quarter	3rd Quarter	4th Quarter
Facility onsite inspections	80	153	72	83
Clients assisted	2,240	4,970	4,867	4,783

Medical Services Unit Report-2006



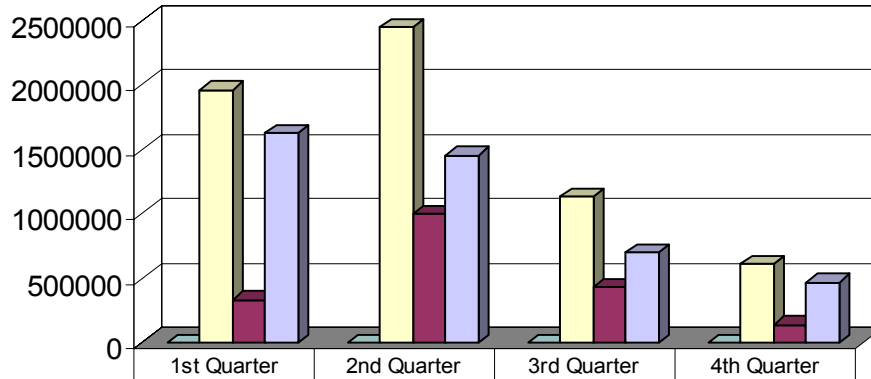
Disputed medical reimbursement	227	308	287	188
Independent medical examinations (IME)	173	162	154	141
Utilization review requests	30	40	34	25
Special reimbursement consideration appeal request (outlier)	38	53	27	14

Disputed Medical Reimbursements Report-2006



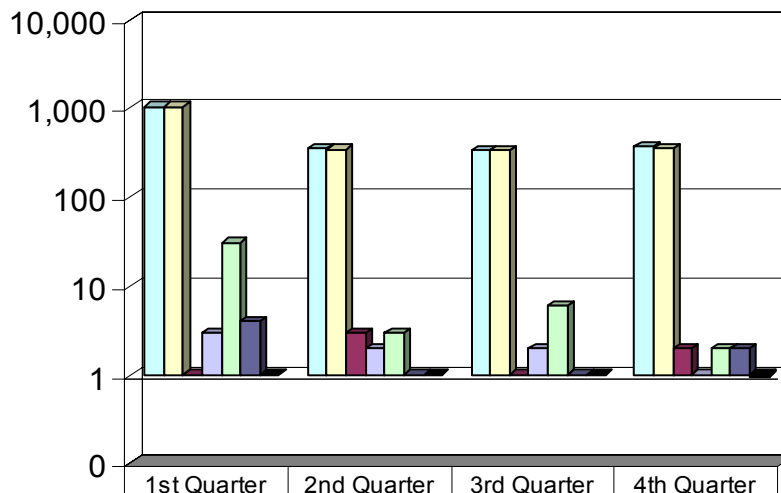
Number of disputed claims	227	308	287	188
Billed amounts	\$1,078,336.00	\$1,553,249.00	\$16,440,180.00	\$672,835.00
Recommended reimbursements	\$602,381.00	\$908,843.00	\$748,845.00	\$265,453.00
Estimated savings	\$475,955.00	\$644,406.00	\$15,691,335.00	\$407,382.00

Hospital Outlier (Special Reimbursement) Report-2006



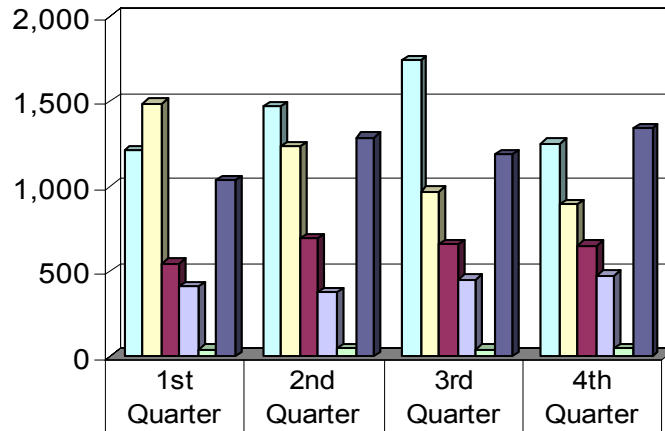
	1st Quarter	2nd Quarter	3rd Quarter	4th Quarter
Number of disputed claims	38	53	27	14
Billed amounts	\$1,958,163.00	\$2,445,761.00	\$1,130,699.00	\$603,377.00
Recommended reimbursements	\$329,980.00	\$992,510.00	\$430,095	\$137,047.00
Estimated savings	\$1,628,183.00	\$1,453,251.00	\$700,604.00	\$466,330.00

Fraud Claims Unit Report-2006



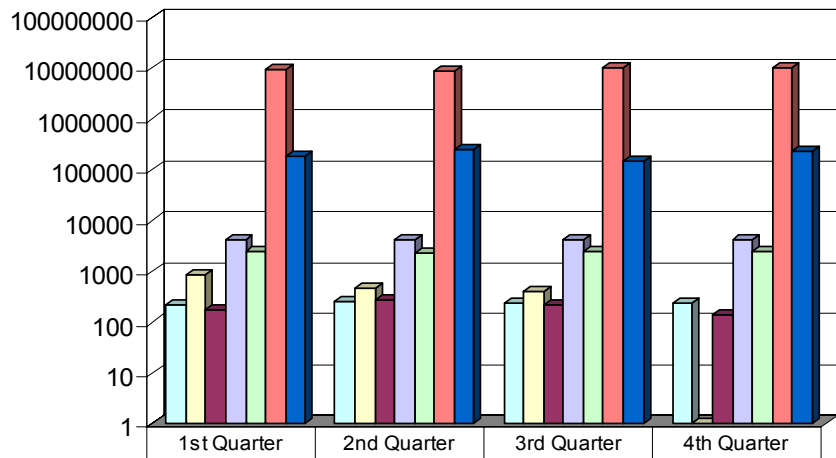
	1st Quarter	2nd Quarter	3rd Quarter	4th Quarter
Investigations initiated	1,054	350	340	375
Investigations completed	1,037	342	334	357
Referrals for prosecution	1	3	1	2
Arrests/prosecutions	3	2	2	1
Referrals for U. I. Fraud	31	3	6	2
Conviction	4	1	0	2
% of investigations completed within 30 days	98%	98%	98%	95%

Hearing Unit Report-2006



Disputed claims filed	1,210	1,468	1,739	1,254
Mediations held	1,489	1,235	970	892
Disputes resolved before pre-trial	546	692	659	652
Trials held	410	379	451	475
Appeals filed	37	40	39	41
Approved settlements	1,035	1,288	1,188	1,341

Second Injury Fund Unit Report-2006



	1st Quarter	2nd Quarter	3rd Quarter	4th Quarter
Claims received	220	261	236	238
Claims closed	869	472	407	0
Decisions rendered	175	266	212	139
Claims pending	4,334	4,134	4,232	4,330
Claims with ongoing reimbursements	2,406	2,371	2,392	2,413
Total amount reimbursed to carriers and self-insurers	\$9,619,976	\$8,974,818	\$9,900,756	\$10,044,735
Total administrative costs	\$190,293	\$245,932	\$146,036	\$227,088

Claims pending and Claims with ongoing reimbursements for the 1st and 3rd quarters are estimated.